
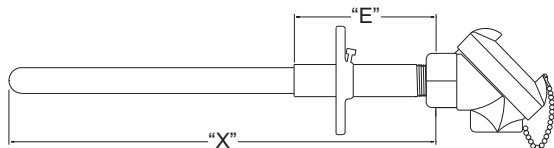


The straight noble and base metal thermocouple assemblies, with Series 16 mullite and Series 17 alumina protection tubes, illustrated on this catalog page are those most commonly used in high temperature process heating applications. These assemblies are available with a variety of process mounting fittings and assembly options as listed below. Special construction designs are also available.

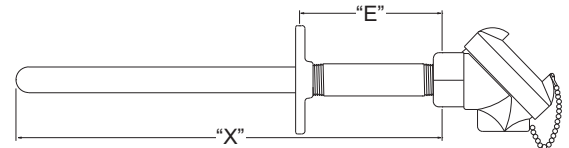
**HEX FITTING**



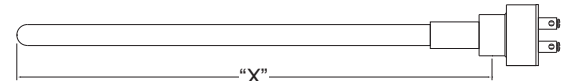
**PIPE NIPPLE with NT OPTION and FLANGE**



**PIPE NIPPLE with HT OPTION**



**OPEN TERMINAL HEAD (OPT. N)**



## ORDER CODES

**Example Order Number:**

**R24R - 17BH - 18 - 31, 8**

### 1 Thermocouple Type + Wire Gauge Size

CODE		
B24R R24R R26R S24R S26R	K8R <sup>[1]</sup> N8R <sup>[1]</sup>	K11C <sup>[2]</sup> N14C <sup>[2]</sup>
	<b>[1] Use only with 16C or 16W series tubes</b>	<b>[2] Use only with 16B or 16C series tubes</b>
8ga. duplex elements only available in W series tubes. For duplex T/C's, use element type twice. Example: RR24R		

### 2 Protection Tube

TUBE MATERIAL AND SIZE				PROCESS MOUNTING FITTING
CODE		TUBE OD (inches)	NPT SIZE (inches)	
MULLITE 1482 °C [2700 °F]	ALUMINA 1871 °C [3400 °F]			
16AH <sup>[1]</sup>	17AH <sup>[1]</sup>	3/8	1/2	Steel hex fitting
16A1 <sup>[1]</sup>	17A1 <sup>[1]</sup>	3/8	1/2	Steel close nipple
16A(E) <sup>[1]</sup>	17A(E) <sup>[1]</sup>	3/8	1/2	Specify nipple "E" length
16AF <sup>[1]</sup>	17AF <sup>[1]</sup>	3/8	None	7/8" OD x 2" L open head ftg
16BH	17BH	11/16	3/4	Steel hex fitting
16B1	17B1	11/16	3/4	Steel close nipple
16B(E)	17B(E)	11/16	3/4	Specify nipple "E" length
16BF	17BF	11/16	None	7/8" OD x 2" L open head ftg
16CH		3/4	3/4	Steel hex fitting
16C1		3/4	3/4	Steel close nipple
16C(E)		3/4	3/4	Specify nipple "E" length
16WH		7/8	1	Steel hex fitting

[1] All assemblies with a 3/8" OD tube should be ordered with an aluminum termination head.

### 4 Head Terminations

CODE	DESCRIPTION
31	Aluminum screw cover head
34	Cast iron screw cover head
49	Flip top aluminum head
91	316L SS head
N	Open terminal head - R, S, B only (require AF or BF protection tubes)

### 4-1 Assembly Options

CODE	DESCRIPTION
GS	Ground screw
NT	No process threads on pipe nipple
HT	Threaded flange on nipple
I	Stainless tag
8	316SS nipple or hex tube fitting
H	Adjustable steel mtg. flange

### 3 Tube "X" Length

LENGTH (inches)	LENGTH (inches)
12	30
18	36
24	
Specify other lengths in 1 inch increments.	