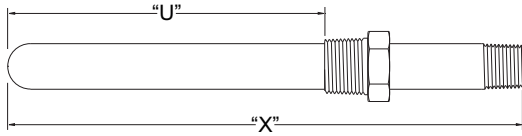
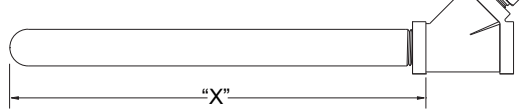


The thermocouple protection tubes illustrated on this catalog page are replacement tubes for Pyromation's complete thermocouple assemblies as found elsewhere in this catalog section. They are compatible replacements for other manufacturers' protection tubes. The materials of construction are those most commonly used in general purpose industrial process heating applications. These protection tubes are available with the options as listed below, with other pipe schedule sizes, and they can be supplied with custom designed constructions. **Note: Welded bushings will be welded at maximum length possible when X and U dimensions are specified as the same length. Actual U dimension will be 1 to 2 inches shorter than specified depending on bushing size.**

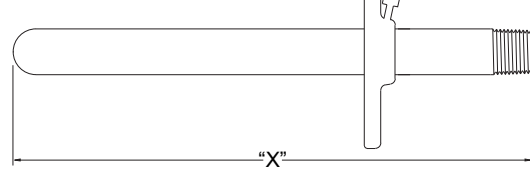
TUBE with OPTIONAL WELDED BUSHING



TUBE with TEMPERATURE CHECK FITTING



TUBE with FLANGE OPTION
CODE H



ORDER CODES

Example Order Number:

1 2 3
8-50 - 18 - 8D16

1 Protection Tube NPT Connections

CODE	NPT SIZE (inches)	PIPE SCHED. [1]
<i>CARBON STEEL 538 °C [1000 °F] Max.</i>		
6 - 25	1/4	40
6 - 50	1/2	40
6 - 75	3/4	40
6 - 100	1	40
<i>316 SS 927 °C [1700 °F] Max.</i>		
8 - 25	1/4	40
8 - 50	1/2	40
8 - 75	3/4	40
8 - 100	1	40
<i>446 SS 1093 °C [2000 °F] Max.</i>		
5 - 50	1/2	40
5 - 75	3/4	40
<i>INCONEL 600 1149 °C [2100 °F] Max.</i>		
3 - 50	1/2	40
3 - 75	3/4	40
<i>INCONEL 601 1260 °C [2300 °F] Max.</i>		
7 - 50	1/2	40
7 - 75	3/4	40
7 - 100	1	40

[1] Schedule 80 and 160 are available in some alloys as special order items. Consult factory for price and delivery.

2 Tube "X" Length

LENGTH (inches)
12
18
24
30
36
Specify other lengths in 1 inch increments.

3 Protection Tube Options

CODE	DESCRIPTION
A	Open end tube (closed end standard)
H	Adjustable steel mounting flange
NT	Supplied without threads
6Y	Steel temperature check fitting

Optional Welded Bushings

CODE	DESCRIPTION
<i>STEEL</i>	<i>316 SS</i>
BUSHING SIZE (inches)	
6C(U)	8C(U) 1/2 NPT Bushing (25 tubes only)
6D(U)	8D(U) 3/4 NPT Bushing (25 and 50 tubes only)
6E(U)	8E(U) 1 NPT Bushing (25, 50, and 75 tubes only)
6F(U)	8F(U) 1(1/4) NPT Bushing
6G(U)	8G(U) 1(1/2) NPT Bushing

Substitute insertion length, in inches, measured from hot tip to bottom of bushing for (U) above. Insert NW in place of insertion length (U) for bushing supplied loose on tube.

Metal Alloy Tube Dimensions

PIPE SIZE (inches)	OD (inches)	SCH. 40 ID (inches)	SCH. 80 ID (inches)	SCH. 160 ID (inches)
1/4	0.540	0.364	0.302	
1/2	0.840	0.622	0.546	0.466
3/4	1.050	0.824	0.742	0.612
1	1.315	1.049	0.957	0.815