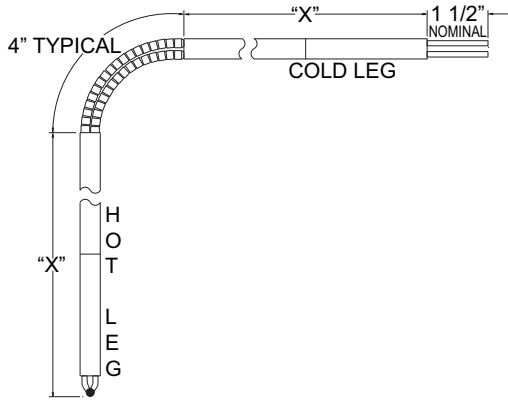
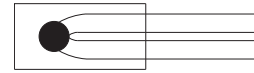


The angle base metal thermocouple elements illustrated on this catalog page are replacement elements for use in Pyromation's complete angle thermocouple assemblies as found elsewhere in this catalog section. These replacement elements are also compatible for use in other manufacturers' angle thermocouple assemblies. These thermocouples are available with the options listed below and with special construction designs. These replacement elements are shipped in a straight configuration and are to be bent at the time of installation.




INSULATED JUNCTION



TWIST WELD



TIG WELD



ORDER CODES

Example Order Number:

1 2 3 4 5
K8 A - 12 - 18 - 1, L, 341

1 Single Angle Element Type

| CODE (Type + Wire Gauge) | | | DESCRIPTION |
|--|-----|-----|-------------------|
| J8 | J11 | J14 | Iron - Constantan |
| K8 | K11 | K14 | Chromel - Alumel |
| N8 | | N14 | Nicrosil - Nisil |
| DUPLEX ANGLE ELEMENTS | | | |
| Requires the use of 2 single elements. | | | |

2 Element Insulation

| CODE | INSULATOR DESCRIPTION | WIRE GAUGE | INSULATOR DIMENSIONS (inches) |
|------|---|------------|-------------------------------|
| | | | SINGLE |
| A | Two hole oval ceramic insulators on hot and cold legs. Ball and socket insulators at bend | 8 Ga. | 0.500 x 0.281 |
| | | 11 Ga. | 0.500 x 0.286 |
| | | 14 Ga. | 0.375 x 0.218 |

The above insulated elements are supplied with refractory insulators: 1277 °C [2330 °F] maximum temperature.

Element Options

| CODE | DESCRIPTION |
|------|---|
| M | Special limits wire - types J and K (consult factory for other types) |

3 Hot Leg "X" Length

| LENGTH (inches) | LENGTH (inches) |
|-----------------|-----------------------|
| 12 | 30 |
| 18 | 36 |
| 24 | Specify Other Lengths |

5 Element Options

| CODE | DESCRIPTION |
|------|----------------------------------|
| 0 | Standard weld as noted below |
| 1 | Twist and tig weld |
| 2 | Tig weld without twist |
| L | Insulated hot junction |
| 341 | Single terminal block on element |
| 342 | Duplex terminal block on element |

Unless specified by option numbers above, all 8, 11, and 14 gauge elements will be provided with Opt. 2 (tig weld without twist).

All elements, regardless of gauge, over 96" will be supplied with Option 1 (twist and tig weld).

4 Cold Leg "X" Length

| LENGTH (inches) | LENGTH (inches) |
|---|-----------------|
| 12 | 30 |
| 18 | 36 |
| 24 | |
| Specify other lengths in 1 inch increments. | |
| Actual cut length will be 1(1/2)" longer than specified length to allow for terminal connections. | |