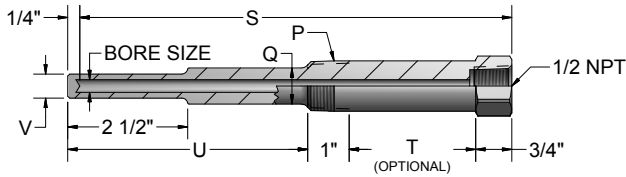
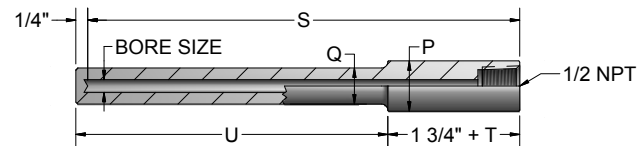


The drilled thermowells listed below are those most commonly found in process applications. Other types and styles are listed later in this section. The thermowells listed below are available as separate component wells and can be ordered by the code numbers listed below. They can also be ordered as a part of a complete sensor assembly. Consult factory for wells with different mounting threads, lengths, and materials.

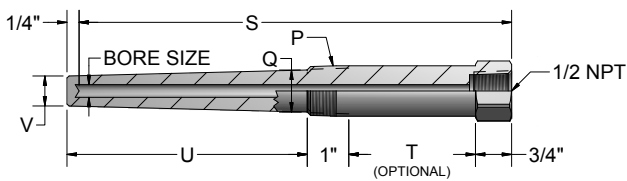
STANDARD-DUTY WELLS



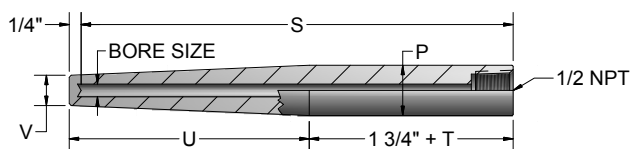
STRAIGHT-SHANK, SOCKET-WELD



HEAVY-DUTY WELLS



WELD-IN WELLS



ORDER CODES

Example Order Number:

1-0 1-1 1-2 1-3 1-4 1-5 1-6
S 4 D 06 08 T2 S

1-0 Well Type

CODE	DESCRIPTION
S	Standard-duty threaded (NPT)
H	Heavy-duty threaded (NPT)
SW	Straight-shank, socket-weld
WI	Weld-in

1-1 Bore Size

CODE	DESCRIPTION
4	0.260 Dia. Bore

1-2 Pipe Size "P"

CODE	DESCRIPTION
C	1/2" Pipe ^[1]
D	3/4" Pipe
E	1" Pipe

[1] Only available with well type S or H

1-3 Length Dimensions (inches)

CODE	"S" DIMENSIONS	"U" DIMENSIONS	
		NO LAG	WITH STANDARD LAG
04	4	2(1/2)	N/A
06	6	4(1/2)	2(1/2)
09	9	7(1/2)	4(1/2)
12	12	10(1/2)	7(1/2)
15	15	13(1/2)	10(1/2)
18	18	16(1/2)	13(1/2)
24	24	22(1/2)	19(1/2)

1-6 Well Options

CODE	DESCRIPTION
C8	316 stainless steel well cap and chain
C22	Brass well cap and chain
S	Customer specified part number marked on the thermowell - (10 digit maximum)

1-5 Optional "T" Lag Dimension

CODE	DESCRIPTION
Leave blank if No Lag is required	
T2	2" Lag standard on 6" well
T3	3" Lag standard on 9, 12, 15, 18, 24" wells
T__	Special Lag specify "T" dimension in inches

1-4 Material

CODE	DESCRIPTION
08	316 stainless steel
09	304 stainless steel